


DAWPOOL

Dawpool Church of England Primary School

BUMP TO HEAD, HEAD INJURY AND CONCUSSION POLICY



*'The Fruit of the Spirit is Love, Joy, Peace, Patience,
Kindness, Generosity, Faithfulness, Gentleness
and Self-Control'*

(Galatians 5: 22-23).

Dawpool C.E (Aided) Primary School
School Lane
Thurstaston
Wirral
CH61 0HH

0151 648 3412

schooloffice@dawpool.wirral.sch.uk

www.dawpool-ce.eschools.co.uk



Introduction

A minor head injury is a frequent occurrence in the school playground and on the sports field. Fortunately, most head injuries are mild and do not lead to complications or require hospital admission. However, a small number of children do suffer from a severe injury to the brain.

Complications such as swelling, bruising or bleeding can happen inside the skull or inside the brain. How much damage is done depends on the force and speed of the blow. **Any injury involving the head that occurs during sporting activities requires the child to cease play immediately and sit out for the rest of that lesson or the duration of the game /match.**

Minor Bump to Head

A minor bump to the head is common in children particularly those of primary school age. If a child is asymptomatic i.e. there is no bruising, swelling, abrasion, mark of any kind, dizziness, headache, nausea or vomiting and the child appears well, then the incident will be treated as a 'bump' rather than a 'head injury'.

Treatment in school:

- All children who suffer a head injury at school should initially be seen by a First Aider for assessment and to plan ongoing care.
- After **any** head injury, even when none of the worrying signs are present, it is important that the child's parents or carers are informed about the head injury and given **written** information about how to monitor their child **See Appendix 1 and 2 for examples**
- Incident must be recorded on M36 Individual pupil record
- Staff should consider whether referral to a medical practitioner is required using the information in this document. This guidance is to help staff to treat head injuries when they happen and recognise signs which mean that a child requires further medical assessment or hospital treatment following a head injury.
- If hospital treatment is sought then an M13 Form should be completed and given to Mrs Kenney who will send it to the Trust.

Minor Head Injury – no loss of consciousness.

A minor head injury often just causes bumps or bruises on the exterior of the head.

Other symptoms Include:

- Nausea
- Mild headache
- Tender bruising or mild swelling of the scalp



- Mild dizziness

Treatment in school:

- Ice pack to swelling
- Rest
- Observation
- Child's parents or carers are informed about the head injury and given **written** information about how to monitor their child **See Appendix 1**
- M36 individual pupil record form to be completed

Head Injury/Major Accident

In rare cases there may be a serious head injury and a pupil would need to receive immediate medical attention in hospital. Staff should look out for the following danger signs:

Signs that an ambulance should be called (Dial 999)

- Unconsciousness or lack of consciousness (for example problems keeping eyes open)
- Problems with understanding, speaking, reading or writing
- Numbness or loss of feeling in part of body
- Problems with balance or walking, general weakness
- Any changes in eyesight
- Any clear fluid running from either or both ears or nose
- Bleeding from one or both ears
- New deafness in one or both ears
- A black eye with no associated damage around the eye
- Any evidence of scalp or skull damage, especially if the skull has been penetrated

Treatment:

- Call an ambulance
- First aider to stay with the child
- Rest
- Ice pack
- Observation
- Head injury advice sheet given and parent informed
- M36 individual pupil record form to be completed
- M13 form completed and given to Mrs Kenney



Appendix 1 – Head Injury Letter



Dawpool Church of England (Aided) Primary School

Date:

Dear Parent,

Your child _____ has had an accident at school today. They received a bump

to the head at _____ a.m./p.m. and has been well for the rest of the school day. However, it is important that you watch for any signs or symptoms in your child which may indicate a more serious injury.

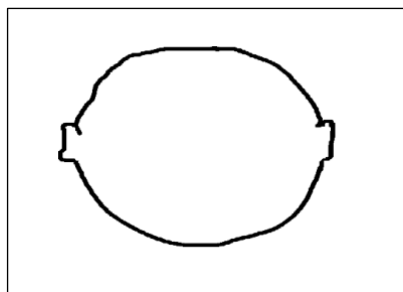
Please watch for any of the following:

- unexpected drowsiness
- any sign of blood or watery fluid coming from the nose or ears
- any complaint of headache
- any complaint of 'seeing double' or 'blurred eye-sight'

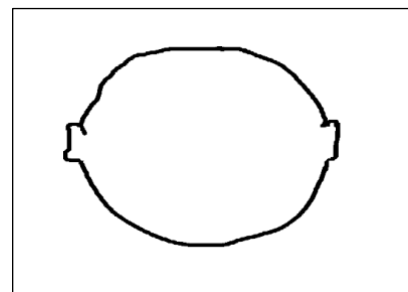
If any of these signs develop you should contact a health professional for further advice.

The position of your child's injury is:

Front of head



Back of head



Signed _____



Appendix 2

Bumped Heads- notifying parents

Schools must advise parents that their child has suffered a bumped head in school that day and what to be aware of. At Dawpool, parents will receive a telephone call and will also be provided with **written** information at the end of the school day about how to monitor their child (See Letter Appendix 1)